

FRESNO COUNTY ZOO AUTHORITY

AGENDA

9:00 AM, Wednesday, June 24, 2020

**Fresno County Employees' Retirement Association
7772 N. Palm Ave.
Fresno, CA 93711
(559) 457-0681**

SPECIAL NOTICE REGARDING PUBLIC PARTICIPATION DUE TO COVID-19

Due to the current Shelter-in-Place Order covering the State of California and Social Distance Guidelines issued by Federal, State, and Local Authorities, the Zoo Authority is implementing the following changes for attendance and public comment at all Board meetings until notified otherwise. The Board room will not be open to the public. Any member of the Zoo Authority Board may participate from a remote location by teleconference.

- **The meeting will be broadcasted and can be accessed at:
www.zooauthority.org/Home/BoardMeetings**

Written Comments

- **Members of the public are encouraged to submit written comments to:
ZooAuthority@co.fresno.ca.us. Comments should be submitted as soon as possible but not later than 15 minutes before start of meeting. You will need to provide the following information:**
 - **Board Meeting Date**
 - **Item Number**
 - **Comment (please limit to 250 words or less)**
- **Please submit a separate e-mail for each item you are commenting on.**
- **Please be aware that public comments received that do not specify a particular agenda item will be made part of the record of proceedings as a general public comment.**

- **If a written comment is received after the start of the meeting it will be made part of the record of proceedings, provided that such comments are received prior to the end of the Board meeting.**
- **Written comments will be provided to the Board members. Comments received during the meeting may not be distributed to Board members until after the meeting has concluded.**

1. Call to Order

2. Adopt Agenda

3. Public Comments

This time is made available to receive comments from the public on matters within the Board's jurisdiction that are not on the Agenda. Attention is called to the fact that the Board is prohibited from taking any action on matters that are not on the Agenda. Members of the public are limited to three minutes to speak during Public Comments as well as for each item on the agenda. In order to accurately record the minutes, members of the public are asked to speak only from the podium. Before beginning comments, please state for the record your name and affiliation, if any.

4. Consent Agenda

These matters are routine in nature and are usually approved by a single vote. Prior to action by the Board, the public will be given the opportunity to remove any item from the Consent Calendar. Items removed from the Consent Calendar may be heard immediately following approval of the Consent Calendar.

a. Review and approve minutes of May 27, 2020

b. Review and approve payment of County of Fresno invoice for Professional and Specialized Services in the amount of \$3,160.16 for services through May 2020

c. Receive Treasurer's Reports for May 2020

5. Receive Fresno Chaffee Zoo Director's report

6. Receive Fresno Chaffee Zoo Corporation May 2020 Board Financial Report

7. Approve Fresno Chaffee Zoo Corporation's request for Measure Z funds totaling \$12,205,797 for construction of the Zooplex project

8. Approve Fresno Chaffee Zoo Corporation's request for Measure Z funds totaling \$3,354,258 for construction of the Ambassador Animal Center project

9. Receive staff reports

10. Approve next meeting date

Dates include:

Wednesday, July 29, 2020

Wednesday, August 26, 2020

Wednesday, September 30, 2020

11. Chair's comments
12. Board Member comments
13. Adjourn

All supporting documentation is available for public review in the office of the Fresno County Zoo Authority, 2281 Tulare Street, Room 304, Fresno, 93721, during regular business hours.

For further information, please contact Ronald Alexander, Zoo Authority Coordinator, at 600-1710, email zooauthority@co.fresno.ca.us, or visit www.zooauthority.org. Requests for disability-related modification or accommodation needed in order to participate in the meeting must be made to the Zoo Authority Coordinator no later than 9:00 a.m. on the day prior to the meeting.



FRESNO COUNTY ZOO AUTHORITY

ACTION SUMMARY MINUTES

9:00 AM, Wednesday, May 27, 2020

Fresno County Employees' Retirement Association
7772 N. Palm Ave.
Fresno, CA 93711
(559) 457-0681

1. Call to Order

VICE CHAIRMAN ROMAN CALLED THE MEETING TO ORDER AT 9:01 AM. A QUORUM WAS PRESENT WITH MEMBERS HERZOG, WATERHOUSE, GARABEDIAN, AND ARIAS PRESENT.

2. Adopt Agenda

MEMBER HERZOG MOVED TO ADOPT THE AGENDA. SECONDED BY MEMBER GARABEDIAN. THE MOTION PASSED UNANIMOUSLY.

3. Public Comments

This time is made available to receive comments from the public on matters within the Board's jurisdiction that are not on the Agenda. Attention is called to the fact that the Board is prohibited from taking any action on matters that are not on the Agenda. Members of the public are limited to three minutes to speak during Public Comments as well as for each item on the agenda. In order to accurately record the minutes, members of the public are asked to speak only from the podium. Before beginning comments, please state for the record your name and affiliation, if any.

HELD; NONE RECEIVED.

4. Consent Agenda

These matters are routine in nature and are usually approved by a single vote. Prior to action by the Board, the public will be given the opportunity to remove any item from the Consent Calendar. Items removed from the Consent Calendar may be heard immediately following approval of the Consent Calendar.

a. Review and approve minutes of April 29, 2020

b. Review and approve payment of County of Fresno invoice for Professional and Specialized Services in the amount of \$21,606.76 for services through April 2020

- c. Receive Treasurer's Reports for March, Quarter ended March 31, 2020, and April 2020

MEMBER WATERHOUSE MOVED FOR APPROVAL OF THE CONSENT AGENDA ITEMS. SECONDED BY MEMBER ARIAS. THE MOTION PASSED UNANIMOUSLY.

5. Receive Fresno Chaffee Zoo Director's report
RECEIVED. DIRECTOR SCOTT BARTON REPORTED. ALL FOCUS IS ON REOPENING PLAN. HOLD ON THE OPENING IS FROM THE STATE AS THE PLAN EXCLUDES ZOOS. WILL BRING A REQUEST FOR ZOOPLEX AND AMBASSADOR ANIMAL PROJECTS DURING THE NEXT BOARD MEETING FOR APPROVAL. OUT TO BID FOR KINGDOMS OF ASIA.
6. Receive Fresno Chaffee Zoo Corporation First Quarter 2020 Board Financial Report
RECEIVED. LILY WACHTER REPORTED ON ZOO FINANCIALS AND IMPACT OF ZOO CLOSURE.
7. Approve and authorize the estimated administrative revenues and appropriations for the 2020-21 budget year
TREASURER MARKS REPORTED. FOLLOWING DISCUSSION, MEMBER ARIAS MOVED FOR APPROVAL WITH THE ELIMINATION OF THE CONTINGENCY LINE OF \$194,408. SECONDED BY WATERHOUSE. THE MOTION PASSED UNANIMOUSLY.
8. Receive staff reports
COORDINATOR ALEXANDER REPORTED ON INFORMATION RECEIVED FROM COUNTY COUNSEL REGARDING OBTAINING A LOAN AGAINST MEASURE Z FUNDS AS WELL AS THE USE OF ADDITIONAL FUNDS FROM THE ADMINISTRATIVE FUNDS GIVEN THE COVID-19 PANDEMIC. MEMBER ARIAS REQUESTED THE INFORMATION IN WRITING. ALEXANDER WILL EMAIL IT TO THE BOARD.
9. Approve next meeting date.

Dates include:

Wednesday, June 24, 2020
Wednesday, July 29, 2020
Wednesday, August 26, 2020

NO CHANGES AND LEFT SCHEDULE AS IS. NO VOTE REQUIRED GIVEN THE CALENDAR WAS ALREADY APPROVED THE BEGINNING OF THE YEAR.

10. Chair's comments
NO COMMENTS RECEIVED
11. Board Member comments
NO COMMENTS RECEIVED
12. Adjourn
THERE BEING NO FURTHER BUSINESS BEFORE THE BOARD, MEMBER HERZOG ADJOURNED THE MEETING AT 9:56 AM.

All supporting documentation is available for public review in the office of the Fresno County Zoo Authority, 2281 Tulare Street, Room 304, Fresno, CA 93721, during regular business hours.

For further information, please contact Ron Alexander, Zoo Authority Coordinator, at 600-1710, email zooauthority@co.fresno.ca.us, or visit www.zooauthority.org. Requests for disability-related modification or accommodation needed in order to participate in the meeting must be made to the Zoo Authority Coordinator no later than 9:00 a.m. on the day prior to the meeting.



Invoice for Professional Services in Support of the Zoo Authority
Billing Hours and Expenses through May 2020

Invoice Number
01-ZOO-062420

June 24, 2020

TO: Zoo Authority Board
c/o County of Fresno
2281 Tulare St. Room 304
Fresno, CA 93721

Department / Title	Hours	Rates	Cost
<i>ACTTC FR&A</i>			
<i>Division Chief</i>	3.50	\$92.49	\$323.72
<i>Accounting & Finance Manager</i>	4.67	\$91.80	\$428.71
<i>Accountant II</i>	13.25	\$74.80	\$991.10
<i>Account Clerk I</i>	20.17	\$48.46	\$977.44
<i>County Counsel</i>			
<i>Deputy County Counsel</i>	3.60	\$122.00	\$439.20
Professional Services Total	45.19		\$3,160.16
Office Expense Total			\$0.00
Invoice Total			\$3,160.16



Invoice

Invoice Date	Invoice Number	Due Date
6/15/2020	2029	7/15/2020

FOR COUNTY USE ONLY				
FUND	SUBCLASS	ACCOUNT	ORG	PROGRAM
0001	10000	4885	Various	0

MAKE YOUR REMITTANCE PAYABLE TO:

FRESNO COUNTY TREASURER

AND SEND IT TO FOLLOWING ADDRESS:

OSCAR J. GARCIA, CPA
 AUDITOR-CONTROLLER/TREASURER TAX
 COLLECTOR - ADMINISTRATION DIVISION

 PO BOX 1247
 FRESNO CA 93715-1247

BILL TO:

Email to:
ronalexander@fresnocountyca.gov

PLEASE INCLUDE THE INVOICE NUMBER ON YOUR CHECK OR MONEY ORDER

DESCRIPTION	AMOUNT
ACTTC FR&A (04100300)	
FR&A Accounting Services for pay period ending 4/19/2020	\$ 716.05
FR&A Accounting Services for pay period ending 5/3/2020	\$ 692.64
FR&A Accounting Services for pay period ending 5/17/2020	\$ 604.32
FR&A Accounting Services for pay period ending 5/31/2020	\$ 707.95
CURRENT AMOUNT DUE	\$ 2,720.96
Total Balance Due	\$ 2,720.96

Handwritten initials or marks.

Statement

FRESNO COUNTY COUNSEL
 2220 Tulare Street, Suite 500
 Fresno, CA 93721

Date: June 4, 2020
 Invoice # 20-12

Bill to: Zoo Authority
 VIA Email to Ron Alexander

Comments:

Date	Description	Balance	Amount		
6/4/20	Invoice# 20-12 Billing for Professional Services for 5/4/20-5/31/20		\$ 439.20		
PAST DUE:					
5/7/20	Invoice# 20-11 Billing for Professional Services for 4/6/20-5/3/20		\$ 793.00		
			\$ -		
			\$ -		
			\$ -		
			\$ -		
			\$ -		
			\$ -		
PLEASE EMAIL COPY OF JV TO jmontoya@fresnocountyca.gov					
Current	1-30 Days Past Due	31-60 Days Past Due	61-90 Days Past Due	Over 90 Days Past Due	Amount Due
\$1,232.20					\$1,232.20

Remittance	
Invoice #	20-12
Date	
Amount Due	\$1,232.20
Amount Enclosed	

Make all checks payable to Fresno County Counsel
 2220 Tulare Street, Suite 500, Fresno, CA 93721 Ph# 559/600-3479

Agenda Item 4.c



Fresno County Zoo Authority Treasurer's Report Unaudited Cash Basis For the Month Ended May 31, 2020

Summary of Measure Z Proceeds			
Tax Proceeds Received:			
-	Measure Z - Sales Tax Proceeds	\$	989,444.17
	Total Proceeds Received:	\$	989,444.17
Tax Proceeds Allocated:			
-	Allocation to Zoo Authority Fund (2%)	\$	19,788.88
-	Allocation to Trust Fund for Operations and Capital Projects (98%)		969,655.29
	Total Proceed Allocations	\$	989,444.17
Cash Balance by Fund			
Zoo Authority Fund >> Administrative Fund 2%			
	Beginning Cash Balance	\$	1,972,165.08
Receipts:	- Measure Z Sales Tax Proceeds		19,788.88
Disbursements:	- Interest Received		-
	ZA Staff Invoice Reimbursement for Professional Services		(3,690.41)
	- PeopleSoft Financial Charges		(56.85)
	Net Increase/(Decrease) to Cash		16,041.62
	Ending Cash Balance - Zoo Authority Administrative Fund	\$	1,988,206.70
Trust Fund for FCZC Operations and Capital Projects 98%			
	Beginning Cash Balance	\$	50,243,497.87
>>> Operations Fund			
	Beginning Cash Balance		7,159,413.48
Receipts:	- Measure Z Sales Tax Proceeds		323,218.43
Disbursements:	- Interest Received		-
	- FCZC Operations Claim #2020-03		(361,742.90)
	- Wire Fees		(20.00)
	Net Increase/(Decrease) to Cash		(38,544.47)
	Ending Cash Balance - Available for Operations	\$	7,120,869.01
>>> Capital Facilities Project Fund			
	Beginning Cash Balance	\$	43,084,084.39
Receipts:	- Measure Z Sales Tax Proceeds		646,436.86
	- FCZC Capital Claim #2020-02C		(88,414.50)
	Net Increase/(Decrease) to Cash		558,022.36
	Ending Cash Balance - Available for Capital Projects		43,642,106.75
	Ending Balance Available for Operations and Capital Projects	\$	50,762,975.76
	Total Interest Received During the Month		-

By Staff _____

Date _____

Accepted _____

Date _____

* Interest receipts are recorded in the month received rather than in the month earned and were calculated on an annual percentage rate of 2.188 as of March 31, 2020.



Fresno County Zoo Authority

SUMMARY OF MEASURE Z SALES TAX PROCEEDS

	PRIOR FISCAL YEARS			CURRENT FISCAL YEAR			
	2016-2017	2017-2018	2018-2019	2019-20			
	ACTUAL TAX RECEIPTS	ACTUAL TAX RECEIPTS	ACTUAL TAX RECEIPTS	BUDGETED TAX RECEIPTS	ACTUAL TAX RECEIPTS	BUDGET TO ACTUAL VARIANCE	
July	\$ 952,000	\$ 930,800	\$ 1,227,435	\$ 1,264,258	\$ 1,436,673	\$ 172,415	13.64%
August	1,269,300	1,241,000	928,052	900,210	1,123,640	223,430	24.82%
September	1,181,071	1,391,154	1,171,132	1,159,421	1,367,439	208,018	17.94%
October	941,400	933,300	1,619,199	1,667,775	1,571,111	(96,664)	-5.80%
November	1,255,200	1,244,400	1,531,072	1,577,004	1,073,344	(503,660)	-31.94%
December	1,188,304	1,452,570	1,392,262	1,378,339	1,194,027	(184,312)	-13.37%
January	955,400	951,900	1,345,542	1,385,908	1,263,406	(122,502)	-8.84%
February	1,273,900	1,269,200	1,118,789	1,107,601	1,707,967	600,366	54.20%
March	1,114,146	1,420,604	1,327,543	1,314,268	\$ 1,063,584	(250,684)	-19.07%
April	855,500	865,400	1,318,821	1,358,386	1,031,402	(326,984)	-24.07%
May	1,140,700	1,512,737	868,850	1,542,538	989,444	(553,094)	-35.86%
June	1,220,710	1,103,925	1,263,124	1,103,815			
Total	\$ 13,347,631	\$ 14,316,990	\$ 15,111,821	\$ 15,759,523	\$ 13,822,037	\$ (833,671)	-5.29%

TOTAL MEASURE Z PROCEEDS FROM INCEPTION \$ 182,258,168



Fresno County Zoo Authority
Treasurer's Report
Unaudited Cash Basis
For the Month Ended May 31, 2020

Summary of Quarter Four Interest Receipts					
Fund	Subclass	Description	1st Alloc. April	2nd Alloc May	Interest Received
4845	10000	Zoo Authority	723.68	-	\$ 723.68
4850	10000	FCZC - Operations	2,837.46	-	\$ 2,837.46
4850	42700	FCZC - CP	15,671.11	-	\$ 15,671.11
Total			\$ 19,232.25	\$ -	\$ 19,232.25
April to May					



**Fresno County Zoo Authority
Capital Projects Fund Cash Flow
For the Month Ended May 31, 2020**

Cash Balance as of 05/31/20 \$ 43,642,107

DEDUCTIONS (earmarked projects, FY19-20 expenditures paid through claim 2020-02C):

2018 Warthog Exhibit - May 2018	189,436
2018 South Corridor Infrastructure - February 2018	213,124
2018 Asian Exhibits - December 2017	1,847,134
2018 Belmont Basin Relief Line - August 2017	-
2018 Animal Nutrition Center - August 2017	371,971
2018 Prgm Animal Holding Facility - August 2017	58,498
2017 Orangutan Exhibit - May 2017	24,747
2017 Water Play Area - January 2017	92,261
2016 African River - June 2016	3,552,766
2016 Dino Dig Expansion - June 2016	154,218

Total Deductions:

\$ (6,504,155)

TOTAL:

\$ 37,137,952



**Fresno County Zoo Authority
Operations Fund Cash Flow
For the Month Ended May 31, 2020**

Cash Balance as of 05/31/20 **\$ 7,120,869**

DEDUCTIONS (Remaining budgets, paid through claim 2020-03):

2019 Animal	1,936,993
2019 Veterinary	211,027
2019 Utilities	240,976
2019 Animal Feed	339,229
2019 Interest/Bank Charges	(40)
2019 Exhibit Maintenance & Renovations	55,745
2019 Water Quality Supplies	52,703

Total Deductions:

\$ (2,836,633)

TOTAL:

\$ 4,284,236



**Fresno County Zoo Authority
Administration Fund Cash Flow
For the Month Ended May 31, 2020**

Cash Balance as of 05/31/20 \$ 1,988,207

DEDUCTIONS

(FY 19-20 Remaining budgets, paid through claim ZA Claim 1/26/2020-04/05/2020):

2019 Telephone Charges	250
2019 Memberships	500
2019 Office Expense	6,000
2019 Postage	1,000
2019 PeopleSoft Financials Charges	296
2019 Professional Services	100,855
2019 Data Processing Services	1,500
2019 Publications & Legal Notices	500
2019 Trans, Travel & Education	2,500

Total Deductions: \$ (113,401)

TOTAL: \$ 1,874,806



Financial Report
May 2020 YTD Financial Report

Summary

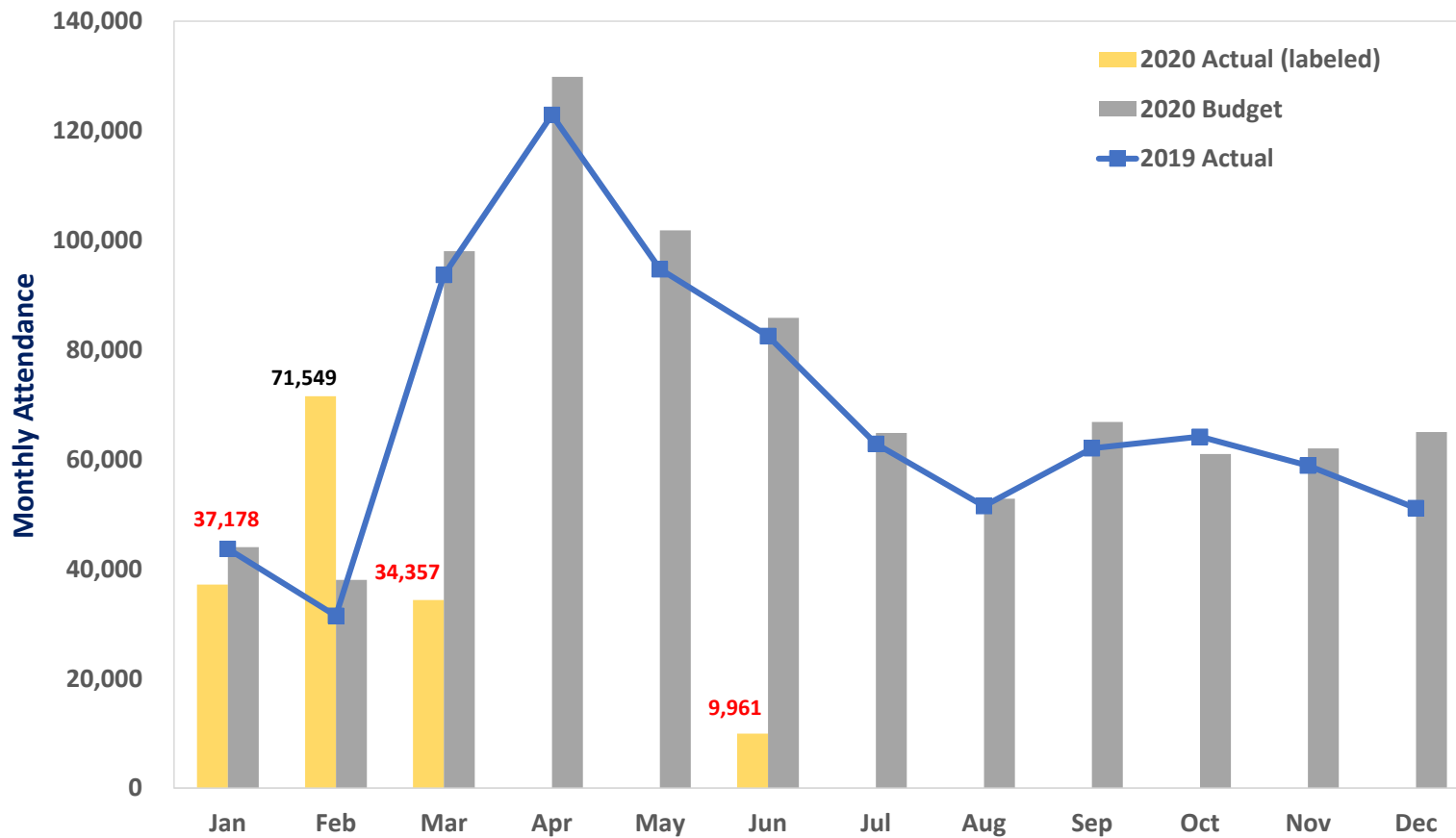
May 2020

Key Takeaway: Self-generated revenue was \$3,444,298 below budget as of May 31, 2020

- \$96,844 of donations in May brought YTD total to \$124,935, more than 3x budget
- \$2,147,660 self-generated revenue YTD (62% below budget; zoo closure)
- \$5,748,978 expenses (23% below budget)
- (\$1,730,590) operating income (93% below budget)
- (\$3,475,931) net surplus (more than triple the forecasted deficit)

2020 – Attendance

May 2020 YTD attendance = 143,084 vs. 180,000 budget / 168,852 actual 2019
June 2020 = 9,961 in first 4 days



May '20 YTD – Variance Analysis vs. Budget

Summary	Actuals	FY 20 Budgeted	FY 20 Diff.	% Diff.	FY 19 Actual	FY 19 Diff.	% Diff.
Attendance	143,084	411,664	(268,580)	(65%)	386,479	(243,395)	(63%)
Revenue	\$2,147,660	\$5,591,958	(\$3,444,298)	(62%)	\$4,420,518	(\$2,272,858)	(51%)
Personnel Expenses	\$3,967,792	\$4,564,445	(\$596,653)	(13%)	\$3,911,888	\$55,904	1%
Other Expenses	\$1,781,187	\$2,898,242	(\$1,117,055)	(39%)	\$2,146,220	(\$365,033)	(17%)
Operations Surplus (Deficit)	(\$3,601,319)	(\$1,870,728)	(\$1,730,591)	(93%)	(\$1,637,590)	(\$1,963,729)	(120%)
Measure Z Operating	\$1,900,898	\$2,226,944	(\$326,046)	(15%)	\$2,086,016	(\$185,118)	(9%)
Other Non-Operating	(\$1,775,510)	(\$1,375,100)	(\$400,410)	nm	\$1,715,145	(\$3,490,655)	nm
Net Surplus (Deficit)	(\$3,475,931)	(\$1,018,884)	(\$2,457,047)	(241%)	\$2,163,571	(\$5,639,502)	nm

Revenue - Selected Detail	Actuals	FY 20 Budgeted	FY 20 Diff.	% Diff.	FY 19 Actual	FY 19 Diff.	% Diff.
Admissions	\$882,420	\$2,910,539	(\$2,028,119)	(70%)	\$2,137,753	(\$1,255,333)	(59%)
Membership	\$469,710	\$565,519	(\$95,809)	(17%)	\$787,643	(\$317,933)	(40%)
Food Services	\$119,998	\$389,760	(\$269,762)	(69%)	\$346,350	(\$226,352)	(65%)
Dinosaur Exhibit	\$95,854	\$398,872	(\$303,018)	(76%)	\$6,920	\$88,934	1285%
Grants/Fundraising	\$124,935	\$37,500	\$87,435	233%	\$32,732	\$92,203	282%
Other	\$454,743	\$1,289,768	(\$835,025)	(65%)	\$1,109,120	(\$654,377)	(59%)
Revenue	\$2,147,660	\$5,591,958	(\$3,444,298)	(62%)	\$4,420,518	(\$2,272,858)	(51%)

Expenses - Selected Detail	Actuals	FY 20 Budgeted	FY 20 Diff.	% Diff.	FY 19 Actual	FY 19 Diff.	% Diff.
Personnel - Animal/Vet.	\$1,653,693	\$1,850,658	(\$196,965)	(11%)	\$1,610,769	\$42,924	3%
Personnel - Education	\$442,872	\$495,234	(\$52,362)	(11%)	\$462,972	(\$20,100)	(4%)
Personnel - Maint./Hort.	\$351,818	\$543,436	(\$191,618)	(35%)	\$390,037	(\$38,219)	(10%)
Personnel - Other	\$1,519,409	\$1,675,117	(\$155,708)	(9%)	\$1,448,110	\$71,299	5%
Animal Services	\$186,288	\$124,063	\$62,225	50%	\$54,489	\$131,799	242%
Dinosaur Exhibit	\$149,208	\$439,012	(\$289,804)	(66%)	\$29,969	\$119,239	398%
Utilities	\$249,104	\$357,500	(\$108,396)	(30%)	\$352,884	(\$103,780)	(29%)
Repairs & Replacements	\$147,751	\$188,098	(\$40,347)	(21%)	\$126,522	\$21,229	17%
Contracted/Prof. Services	\$252,355	\$264,327	(\$11,972)	(5%)	\$279,478	(\$27,123)	(10%)
Conservation	\$5,050	\$62,500	(\$57,450)	(92%)	-	\$5,050	nm
Other	\$79,235	\$141,380	(\$62,145)	(44%)	\$276,279	(\$197,044)	(71%)
Operating Expenses	\$5,748,978	\$7,462,687	(\$1,713,709)	(23%)	\$6,058,108	(\$309,130)	(5%)

Capture Rates

	YTD March 2020	YTD March 2019	YTD 2020 vs. YTD 2019	Adj. Avg. (for days open)
Attendance	143,084	168,852	(15%)	4%
Paid	69,159	84,498	(18%)	1%
Members	53,123	53,891	(1%)	22%
Group	11,869	19,232	(38%)	(24%)
Other	8,933	11,231	(20%)	(2%)
Giraffe Feeding				
Attendance	41,911	40,332	4%	28%
Revenue	\$111,722	\$109,134	2%	26%
Capture Rate	29%	24%	23%	nm
Per Cap	\$0.78	\$0.65	21%	nm
Stingray Bay				
Attendance	41,242	43,298	(5%)	17%
Revenue	\$47,424	\$51,427	(8%)	14%
Capture Rate	29%	26%	12%	nm
Per Cap	\$0.33	\$0.30	9%	nm
Zoorasic Park				
Attendance	15,174	na	nm	nm
Revenue	\$91,491	na	nm	nm
Capture Rate*	34%	nm	nm	nm
Per Cap	\$2.05	nm	nm	nm

FCZC Balance Sheet

	May 2020	May 2019
ASSETS		
Current Assets		
Cash	\$1,655,587	\$698,125
Short Term Investments-Retention	\$54,651	\$522,898
Accounts Receivable	\$871,266	\$1,747,559
Prepaid Expenses	\$340,207	\$664,189
Deferred Maintenance	\$89,402	\$155,384
Total Current Assets	3,011,113	3,788,155
Other Assets		
Long Term Investments	\$11,672,107	\$10,848,453
Buildings, Equipment, Vehicles, and Furniture (net)	\$3,855,649	\$3,641,293
Exhibits	\$63,165,024	\$61,194,698
Construction in Progress	\$4,145,346	\$7,845,711
Goodwill	\$115,366	\$115,366
Total Other Assets	82,953,493	83,645,521
TOTAL ASSETS	85,964,606	87,433,675
LIABILITIES AND NET ASSETS		
Liabilities		
Accounts Payable and Accrued Liabilities	\$2,438,114	\$3,055,092
Margin Loan	\$1,377,188	\$8,439
PPP Loan	\$1,702,700	\$0
Retention Payable	\$29,337	\$538,773
Total Liabilities	5,547,339	3,602,304
Total Net Assets	80,417,268	83,831,372
TOTAL LIABILITIES AND NET ASSETS	85,964,606	87,433,675



AGENDA ITEM 7

DATE: June 24, 2020

TO: Fresno County Zoo Authority Board

FROM: Lily Wachter, Chief Financial Officer
Fresno Chaffee Zoo Corporation

SUBJECT: 2020 Measure Z Capital Request – Zooplex Project

RECOMMENDED ACTION:

Approve Fresno Chaffee Zoo Corporation's request for Measure Z funds totaling \$12,205,797 for construction of the Zooplex project.

DISCUSSION:

The Zooplex project is a support facility addressing three needs of Fresno Chaffee Zoo:

- 1) A new Animal Nutrition Center, providing a commercial kitchen; walk-in refrigerator and freezer space; and dry storage for all of our animal diet needs.
- 2) A staff and volunteer break area, including locker rooms, restrooms, and a break room.
- 3) Offices and work spaces for team members.

The Zoo Authority Board approved funding for the design of the Zooplex project totaling \$888,956 on August 30, 2017. (Note that when the design budget was approved, this project was called Animal Nutrition Center.)

The FCZC Board of Directors and Finance Committee approved this request on May 20, 2020.

ATTACHMENTS:

Zooplex Bid Result
Zooplex Budget Overview
Zooplex Other Project Costs
Zooplex Site Plan



Zooplex Project Bid Results Overall Projected Cost

DATE: May 21, 2020

Fresno County Zoo Authority

SUBJECT: Zooplex Project Bid Results and Overall Projected Cost

Bids for the Zooplex project were received on April 28th from three (3) prequalified general contractors. The results were as follows:

- BMY Construction – \$9,985,000
- Seals Construction – \$10,706,000
- F&H Construction – \$11,147,000

After review of the bid results, preliminary schedule of values, and interview the best value bidder BMY Construction has been selected for this project.

The project costs also include a ten percent (10%) construction contingency and project cost that are integral to completing, stocking and staffing the project.

The total project request including, construction, project cost and construction project management is \$12,205,796.89. An overall project cost sheet has been attached.

Please contact me if you have any questions

Sincerely,

Jesse Santiago
Construction Project Manager
Fresno's Chaffee Zoo Corporation

Zooplex Project Overview - Construction Phase



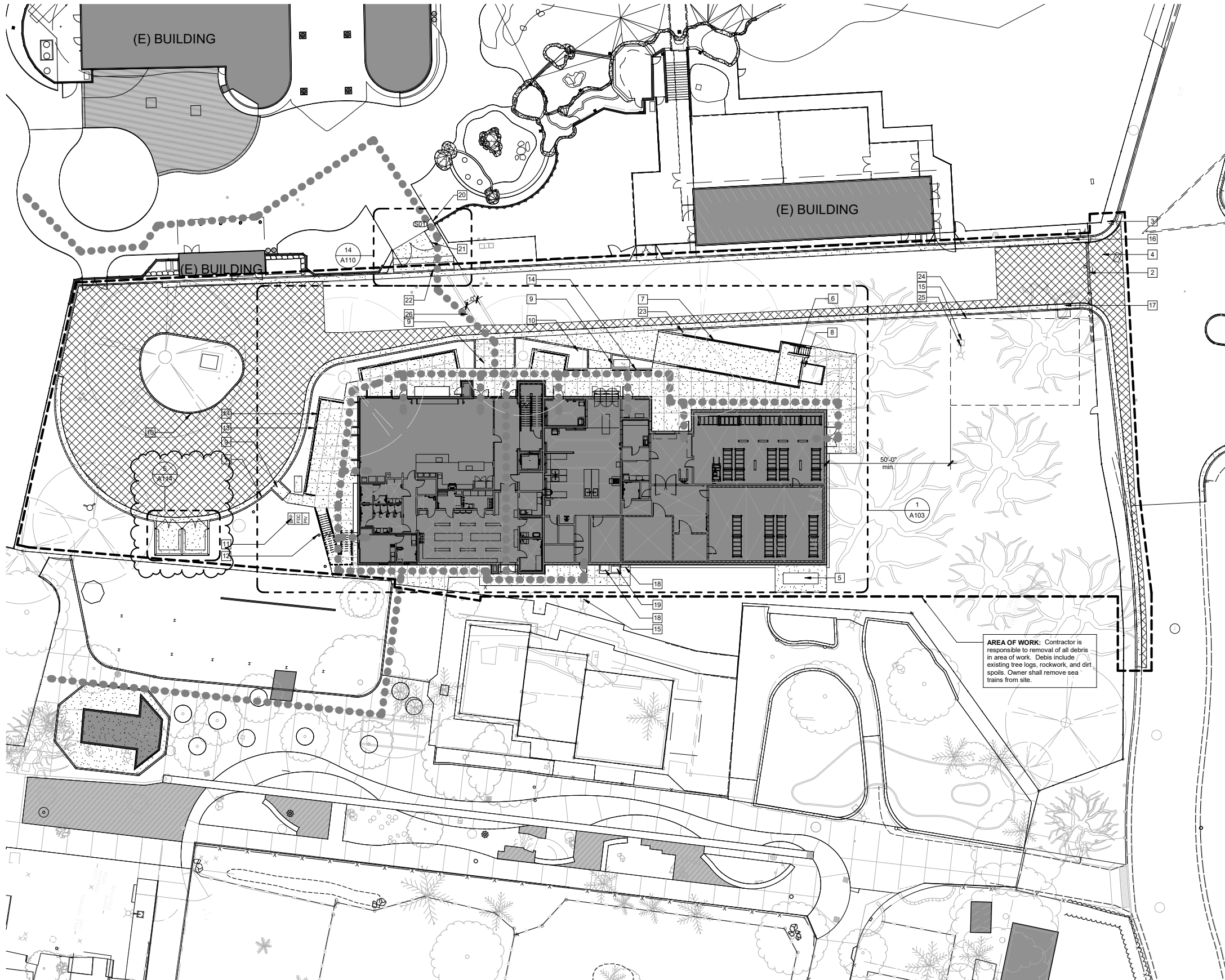
Item	Description	Total
Construction	BMV Construction (Apparent Low Bidder)	\$9,985,000.00
Contingency	10% of Construction Costs	\$998,500.00
Project Management	4% of Construction Costs	\$399,400.00
Sub-Total, Construction Costs		\$11,382,900.00
Project Costs	FF&E, Testing Lab, Technology, Security + 10% cost increase contingency	\$748,088.08
Contingency	10% of Project Costs	\$74,808.81
Sub-Total, Project Costs		\$822,896.89

TOTAL \$12,205,796.89

Zooplex Project Costs



Department	Description	Total
Furniture	Tangram Interiors - Office desk, tables, chairs	\$172,479.41
Custodial	Dispensers, waste, custodial	\$17,950.48
Commissary	Kitchen equipment, work space supplies, cleaning supplies, storage equipment, office supplies	\$151,785.00
Technology	Work Station PC, TV/Monitors, Video Conferencing	\$49,000.00
Sonitrol	Alarm	\$8,822.39
Sound Contracting	Install all cabling/equipment, cameras, integrate cameras, training, install new archiver and configure	\$52,660.47
Sound Contracting	Labor to install AV equipment, testing and training	\$16,110.41
Sebastian	Card Reading System	\$103,254.51
Kitchen / Laundry	Supplies, dishes, cutlery, towels	\$11,037.00
Key Management	Key Bank Cabinet	\$7,766.00
Alan Mok	Civil Survey Staking and SWPPP	\$19,800.00
Lay Down Yard	Lot Clean Up and Fencing (Estimate)	\$15,000.00
Temp Utilities	Power and Water (Estimate)	\$8,000.00
Testing Lab	Technicon material testing	\$106,973.00
Permits	City of Fresno Permit Fee	\$7,449.41
TOTAL		\$748,088.08



KEYNOTES

- 1 (N) Concrete curb and gutter, typ.
- 2 (N) Motorized gate opener attached to (E) chain link fence gate.
- 3 (N) Card access.
- 4 (N) AC paving, see Civil dwgs.
- 5 (N) Natural generator on concrete house keeping pad, see Elec. dwgs.
- 6 (N) Concrete steps with handrail.
- 7 (N) Truck dock with guardrail.
- 8 (N) Dock level.
- 9 (N) Concrete curb ramp with truncated domes.
- 10 (N) Concrete curb.
- 11 (N) Fire department check valve, PIV and backflow preventer, see Civil dwgs.
- 12 (N) Light bollard, typ.
- 13 (N) Metal trellis, typ.
- 14 (N) Wood railing, typ.
- 15 (E) Light pole to remain.
- 16 Remove (E) storm drain.
- 17 (N) Storm drain, see Civil dwgs.
- 18 (N) Elec. panel, see elec. dwgs.
- 19 (N) Elec. transformer mounted on housekeeping pad, see elec. dwgs.
- 20 (N) 3'-0" wide chain link pedestrian gate with card reader access.
- 21 (N) 15'-0" wide double chain link gates.
- 22 (N) Truncated domes, typ.
- 23 (N) Pipe bollard.
- 24 Dashed line indicates safe dispersal area.
- 25 (N) Sign indicating safe dispersal area.
- 26 (N) 10" wide painted pedestrian walk

SITE LEGEND


- Building Footprint
- AC Paving, see civil dwgs.
- Concrete Paving
- Concrete control or construction joint, see 5 A110
- Accessible Route, see accessible notes
- Property Line
- Setback

GENERAL NOTES

- A. Dimensions for interior walls are measured from face of CMU wall unless noted otherwise.
- B. Repair all damaged and/or off-grade concrete street improvements as determined by the City Engineer. Contact the Public Works Department, Construction Management Division (621-5600) for determination and clearance.
- C. All existing survey monuments shall be preserved. Survey monuments which have been disturbed shall be reset by a licensed Civil Engineer or Land Surveyor at the owner's cost to the satisfaction of the City Chief Surveyor (Clifford Hogg, 621-5613).
- D. Any utilities within the public rights of way and easements (e.g., fire hydrants, Fresno Irrigation District facilities, Fresno Metropolitan Flood Control District facilities, street lights, etc.) requiring relocation shall be the responsibility and at the expense of the owner. Public fire hydrants shall be relocated by City forces at the owner's expense; the owner is responsible to arrange and coordinate the work with the Department of Public Utilities, Water Division (Eric Campbell 621-5356). The owner should contact the Public Works Department, Traffic Engineering Division for information regarding eligibility for reimbursements relative to traffic signal facilities.
- E. 2 Working-Days before commencing excavation operations within public street or utility easements, all existing underground facilities shall have been located by UNDERGROUND SERVICES ALERT (USA). Phone: 1-800-642-2444.

ACCESSIBLE ROUTE

- Accessible Route: Architect and contractor shall verify that there are no barriers in the accessible path indicated on drawings and shall meet the following:
- A. Accessible route as indicated is a common barrier free route without any abrupt vertical changes exceeding 1/2" at 1:2 max slope, except that level changes do not exceed 1/4" vertical.
 - B. Accessible route is a minimum of 48" wide. The surface shall be firm, stable and slip resistant. Passing space at least 60" x 60" shall be located not more than 200' apart.
 - C. Accessible route shall not exceed 2% cross slope and 5% running slope in the direction of travel. Slopes greater than 5% to a maximum of 8.33% shall be considered as a ramp.
 - D. Accessible route with a continuous gradients shall have 60" level areas at intervals of 400' maximum.
 - E. There shall be no drop off greater than 4" along the edge of walk or landing.
 - F. Accessible route shall be maintained free of overhanging obstructions and objects protruding greater than 4" from a wall, between 27" to 80" above finish grade.



PAUL HALAJIAN ARCHITECTS
 389 Clovis Ave, Suite 100
 Clovis, CA 93612-1185
 T: 559.297.7900 F: 559.297.7950
 www.halajianarch.com



PAUL HALAJIAN ARCHITECTS expressly reserves its common law copyright and other property rights specifically related to the contents of these plans. This document and the ideas and designs incorporated herein, as an instrument of professional service rendered by PAUL HALAJIAN ARCHITECTS, is not to be used in whole or in part for any other project without prior written authorization from PAUL HALAJIAN ARCHITECTS.

FOR CITY USE ONLY:

PROJECT:
Fresno Chaffee Zoo Zooplex Building
 894 W Belmont Ave, Fresno, CA 93728
SHEET: Site Plan

DRAWING SET INFORMATION:

3-24-2020	Construction Set
REVISIONS:	
1	03/24/2020 City Comments
2	03/24/2020 Owner Requested Change

PROJECT NUMBER:
 2016-18
SHEET NUMBER:
 A102



AGENDA ITEM 8

DATE: June 24, 2020

TO: Fresno County Zoo Authority Board

FROM: Lily Wachter, Chief Financial Officer
Fresno Chaffee Zoo Corporation

SUBJECT: 2020 Measure Z Capital Request – Zooplex Project

RECOMMENDED ACTION:

Approve Fresno Chaffee Zoo Corporation's request for Measure Z funds totaling \$3,354,258 for construction of the Ambassador Animal Center project.

DISCUSSION:

The Ambassador Animal Center is a new facility for housing our education animal collection. This project allows us to improve the housing for these animals, increase our collection size, and free up a classroom where the animals are currently housed.

The Zoo Authority Board approved funding for the design of the Ambassador Animal Center totaling \$158,980 on June 28, 2017. (Note that when the design budget was approved, this project was called Program Animal Holding Facility.)

The FCZC Board of Directors and Finance Committee approved this request on May 20, 2020.

ATTACHMENTS:

Ambassador Bid Result
Ambassador Budget Overview
Ambassador Other Project Costs
Ambassador Site Plan



Animal Ambassador Project Bid Results Overall Projected Cost

DATE: May 21, 2020

Fresno County Zoo Authority

SUBJECT: Animal Ambassador Project Bid Results and Overall Projected Cost

Bids for the Animal Ambassador project were received on April 30th from three (3) prequalified general contractors. The results were as follows:

- Durham Construction Company, Inc. - \$2,695,000
- Mark Wilson Construction, Inc. - \$2,810,745
- Fortune-Ratliff General Contractors, Inc. - \$2,820,056

After review of the bid results, preliminary schedule of values, and interview the best value bidder Durham Construction Company, Inc. has been selected for this project.

The project costs also include a ten percent (10%) construction contingency and other project cost that are integral to completing, stocking and staffing the project.

The total request including, construction, project cost and project management is \$3,354,257.82. An overall project cost sheet has been attached.

Please contact me if you have any questions

Sincerely,

Jesse Santiago
Construction Project Manager
Fresno's Chaffee Zoo Corporation

Ambassador Project Overview - Construction Phase



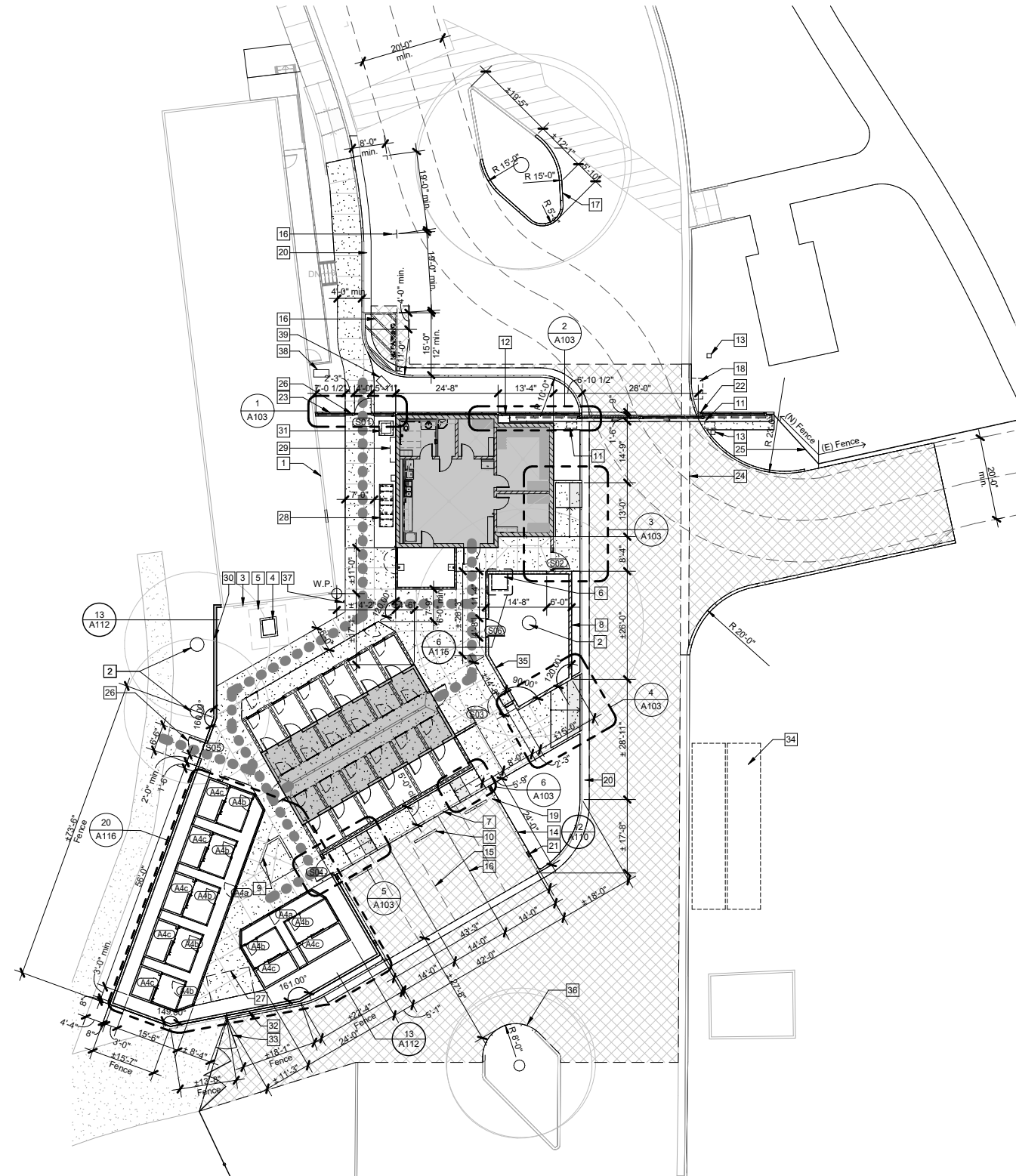
Department	Description	Total
Construction	Durham Construction Co Inc (Apparent Low Bidder)	\$2,695,000.00
Add Alternate	Incremental to Base Construction Bid	\$57,000.00
Contingency	10% of Construction Cost, inclusive of Add Alternate	\$275,200.00
Project Management	4% of Construction Cost, exclusive of Add Alternate	\$107,800.00
Sub-Total, Construction Costs		\$3,135,000.00
Project Costs	FF&E, Testing Lab, Technology, Security + 10% cost increase contingency	\$199,325.29
Contingency	10% of Project Costs	\$19,932.53
Sub-Total, Project Costs		\$219,257.82
		TOTAL \$3,354,257.82

Ambassador Project Costs



Department	Description	Total
Furniture	(1) 60" round flip table, (8) stacking chairs, (2) task chairs	\$5,590.68
Custodial	Dispensers, waste, custodial	\$809.00
Curator Supplies	Animal Care, Animal Locks, Technology, FF&E	\$51,420.89
Sonitrol	Alarm	\$2,187.43
Sound Contracting	Labor to install all cabling/equipment, cameras	\$11,910.00
Sebastian	Card Reading System	\$44,207.50
Alan Mok	Civil Survey Staking and SWPPP	\$15,800.00
Temp Utilities	Power and Water (estimate)	\$5,000.00
Testing and Inspection	Technicon	\$57,674.00
Permits	City of Fresno Permit Fees	\$4,725.79
TOTAL		\$199,325.29

1 Site Plan
1/16" = 1'-0"



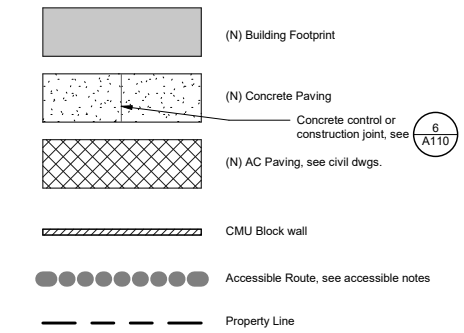
KEYNOTES

- 1 (E) Office building to remain.
- 2 (E) Tree to remain and to be protected during the duration of construction.
- 3 (E) Electrical panel to remain.
- 4 (E) Electric transformer to remain.
- 5 Dashed line indicates clearance for (E) Electric transformer.
- 6 (N) Turtle enclosure.
- 7 (N) Flush transition between concrete & AC paving.
- 8 (N) 48" CMU block wall.
- 9 (N) 6" concrete curb.
- 10 (N) Wheel stop.
- 11 (N) Motorized gate opener for new gate.
- 12 (N) Decorative metal-framed wood fence.
- 13 (E) Post-mount for card access control to be reused for (N) card access control.
- 14 (N) Pre-fabricated carport above.
- 15 Dashed line indicates access aisle for sprinter vehicle.
- 16 (N) 4" wide painted striping, paint white.
- 17 (N) Concrete curb, patch AC paving.
- 18 (E) Storm drain inlet to be rebuilt for (N) concrete curb, see Civil plans.
- 19 (N) Parking prepared for future electric vehicle charging parking.
- 20 (N) Curb & gutter, see Civil plans.
- 21 (N) Columns for carport above.
- 22 (N) Best Lock box.
- 23 (N) Concrete mowstrip.
- 24 (N) V-gutter.
- 25 (N) Chain link fence to match existing fence and privacy fabric.
- 26 (N) Pedestrian gate with card reader.
- 27 (N) Dashed line indicates area for storage shed, OFCI.
- 28 (N) Mechanical units.
- 29 (N) Electric panel.
- 30 (N) Wood fence at 8' height.
- 31 (N) Electric transformer, see Electrical plans.
- 32 (N) Wood fence at 4' height.
- 33 (E) Gates to remain.
- 34 (E) Storage unit.
- 35 (N) 16" CMU block wall.
- 36 (N) Extent of planter area, do not rebuild curb.
- 37 (N) Post-mounted directional exit signage.
- 38 (N) Backflow preventer, see Civil plans.
- 39 (N) Underground water meter, see Civil plans.

GENERAL NOTES

- A. Dimensions for exterior walls are measured from the face of CMU wall.
- B. Protect trees and shrubs along public way during construction. U.N.C. to be removed.
- C. Contractor shall provide a temporary and operational fence and gate to replace the removed (E) fence and gate and secure the site throughout the span of construction. An attendant must be present at all times if the gate is left open at any point during the construction. Otherwise, the gate must remain closed and secured.

SITE LEGEND



ACCESSIBLE ROUTE

- Accessible Route: Architect and contractor shall verify that there are no barriers in the accessible path indicated on drawings and shall meet the following:
- A. Accessible route as indicated is a common barrier free route without any abrupt vertical changes exceeding 1/2" at 1:2 max slope, except that level changes do not exceed 1/4" vertical.
 - B. Accessible route is a minimum of 48" wide. The surface shall be firm, stable and slip resistance. Passing space at least 60" x 60" shall be located not more than 200' apart.
 - C. Accessible route shall not exceed 2% cross slope and 5% running slope in the direction of travel. Slopes greater than 5% to a maximum of 8.33% shall be considered as a ramp. Accessible route with a continuous gradients shall have 60" level areas at intervals of 400' maximum. There shall be no drop off greater than 4" along the edge of walk or landing.
 - D. Accessible route shall be maintained free of overhanging obstructions and objects protruding greater than 4" from a wall, between 27" to 80" above finish grade.

PH

PAUL HALAJIAN ARCHITECTS
389 Clovis Ave, Suite 100
Clovis, CA 93612-1185
T: 559.297.7900 F: 559.297.7950
www.halajianarch.com



PAUL HALAJIAN ARCHITECTS expressly reserves its common law copyright and other property rights specifically related to the contents of these plans. This document and the ideas and designs incorporated herein, are the intellectual property of Paul Halajian Architects. It is not to be used in whole or in part for any other project without prior written authorization from PAUL HALAJIAN ARCHITECTS.



PROJECT:
**Fresno Chaffee Zoo
Ambassador Building**
894 W Belmont Ave, Fresno, CA 93728

SHEET: Site Plan

DRAWING SET INFORMATION:

12-09-19	Plan Check Submittal
----------	----------------------

REVISIONS:

PROJECT NUMBER:
2016-18

SHEET NUMBER:
A102